



# BlueBird Tech®

**BlueBird Tech** is an innovative serial manufacturer of military radio electronics and technical equipment.

## Devices we manufacture:

- + Trench EW systems
- + Dome EW systems
- + Vehicle-mounted EW
- + Drone detectors
- + Repeater stations
- + Antennas and communication modules
- + Charging stations
- + FPV drones and UAVs (including fiber-optic)
- + Ground robotic systems
- + Net launchers

**CATALOG** 2026



# About BlueBird Tech



---

## Specialization

BlueBird Tech specializes in the invention, development, and manufacturing of advanced technologies and innovations in the military sector.

It is a leader in the Ukrainian market in the serial production of innovative electronic warfare systems and military technologies.

---

## Our goal

Our goal is to develop Ukraine's defense-industrial complex (DIC). It must become the most advanced and powerful, making Ukraine a secure fortress for the whole world.

## What makes BlueBird Tech unique:

01

### Relevance:

We cover 99% of the frequency ranges used by enemy air defense systems and continuously improve and expand these ranges. We focus specifically on the frequencies that are most needed by the military today. BlueBird Tech is proud of its portfolio of proprietary developments that are unique and highly effective for our clients. We continuously implement technological innovations, expanding the capabilities of military equipment.

02

### Security expertise:

We understand the importance of security and reliability in military operations. Our products undergo rigorous testing and inspections 2–3 times per week to ensure high quality, strong performance, and safe use without detection. The best solutions are used by representatives of Ukraine's law enforcement and security agencies, including the Security Service of Ukraine, the National Guard, the Armed Forces of Ukraine (AFU), and other security and defense personnel.

03

### NATO codification:

BlueBird Tech developments are codified in accordance with the standards and requirements of the country's defense forces. This ensures that every BlueBird Tech device deserves recognition both in the domestic and international markets for military technology and electronics.

# Chuyka 3.0



NATO CODIFICATION

Chuyka 3.0 is an FPV analog video signal detector. It performs rapid automatic scanning across the 1.2 GHz, 3.3 GHz, and 5.8 GHz frequency bands. When a signal is detected within the antenna's sensitivity range, the detector triggers audio and visual alarms. Captured video can be displayed on a 3.5-inch screen for further analysis. It also supports reception of the inverse signal (scrambler).

<b>Frequency range 900–1800 MHz</b>	Detection up to 4000 m*
<b>Frequency range 2870–4080 MHz</b>	Detection up to 4000 m*
<b>Frequency range 4860–6060 MHz</b>	Detection up to 4000 m*
<b>Scanning speed</b>	4–8 s (full frequency range)
<b>Two screens</b>	<b>Small screen:</b> System information <b>Large screen:</b> Captured video
<b>Power</b>	2 replaceable 21700 batteries (4500 mAh each)
<b>Charging</b>	USB Type-C (fast charging)
<b>Dimensions</b>	95 × 158 × 47 mm (without antennas or additional equipment)
<b>Weight</b>	Up to 650 g

\* At a video transmitter power of 3 W and no obstacles in the Fresnel zone

\* Maximum detection range depends on the type of antenna



# Chuyka 2.0

Chuyka 2.0 is an innovative portable drone detector developed by BlueBird Tech in response to the needs of Ukrainian military personnel in modern technological warfare. Designed for individual use, it detects and intercepts the analog video signal from an FPV drone to its operator, with a scanning speed of 4–8 seconds. This allows military personnel to respond to threats in advance and save lives.

<b>Frequency range 900–1800 MHz</b>	Detection up to 4000 m*
<b>Frequency range 4860–6060 MHz</b>	Detection up to 4000 m*
<b>Scanning speed</b>	4–8 s (full frequency range)
<b>Two screens</b>	<b>Small screen:</b> System information <b>Large screen:</b> Captured video
<b>Power</b>	2 replaceable 21700 batteries (4500 mAh each)
<b>Battery life</b>	6 hours
<b>Charging</b>	USB Type-C (fast charging)
<b>Dimensions</b>	95 × 158 × 47 mm (without antennas or additional equipment)
<b>Weight</b>	Up to 650 g

\* At a video transmitter power of 3 W and no obstacles in the Fresnel zone

\* Maximum detection range depends on the type of antenna




# Remote-mount Antenna Module (MBA)

The external antenna for the Chuyka drone detector by BlueBird Tech is a modular, all-weather, high-performance platform whose specifications are optimized to ensure maximum efficiency and stability of the Chuyka electronic intelligence (ELINT) system.

<b>Model name</b>	MBA Universal
<b>Number of channels</b>	3
<b>Operating frequency ranges</b>	900–1800 MHz 2870–4080 MHz 4860–6060 MHz
<b>Antennas</b>	Integrated
<b>MBA (external) connectors</b>	3 × N-type female
<b>Dimensions (W × H × D)</b>	120 × 220 × 240 mm
<b>Weight (without cable)</b>	650 g

Cable Assembly Specification (Set)	
<b>Cable type</b>	sll-240-sf*   sll-300*   sll-300*
<b>Cable Length (optional)</b>	3 m   5 m   10 m
<b>Connector to MBA</b>	N-type male
<b>Connector to ELINT (RER)</b>	SMA male

\* Or its equivalents



# Mount for the Chuyka drone detector

Reliable mount specially designed for Chuyka 3.0 and Chuyka 2.0 drone detectors. It provides stable fixation of the device on the chosen surface or structure and withstands active use in field conditions.

Its compact design and lightweight construction allow for quick installation and removal without extra effort. This is an ideal solution for mobile units that require secure placement of the Chuyka during combat operations.

Parameter	Value
Compatibility	Chuyka 3.0 / Chuyka 2.0
Material	Impact-resistant PETG
Dimensions	100 × 103 × 60 mm
Weight	100 g
Mounting	Screw mount (4 holes)



# Vehicle mount for the Chuyka

The holder provides convenient placement of the device in a vehicle, enabling timely detection of approaching FPV drones and quick removal for use outside the vehicle.

Parameter	Value
Compatibility	Chuyka device (all modifications)
Material	1 mm steel, PETG plastic, aluminum/polymer
Base type	Vacuum platform (3 independent suction cups)
Extention	Adaptive (metal/plastic)
Mounting holes	4 pcs. (diameter 3.5 mm) for rigid fixation
Mounting interface	Standard adapter for action cameras
Temperature range	-30 °C to +75 °C
Dimensions (L × W × H)	150 × 75 × 100 mm



# “Chipa” net launcher by BlueBird Tech

The “Chipa” net launcher by BlueBird Tech is a compact, single-use device designed to rapidly intercept FPV drones and small quadcopters at close range. When fired, a folded special net is deployed, which instantly opens in the air and entangles the propellers. As a result, the drone loses the ability to continue flying and either falls or hovers immobilized.

<b>Weight</b>	620 g
<b>Dimensions</b>	Diameter 50 mm, length 260 mm
<b>Deployed net size</b>	3 × 3 m
<b>Effective range</b>	Up to 25 m
<b>Firing mechanism</b>	7.62 mm pyrotechnic cartridge
<b>Net deployment time</b>	~0.2 s
<b>Type</b>	Single-use
<b>Guaranteed storage period</b>	1 year



# Components: Quadrifilar Antennas

Frequency	Bandwidth	Dimensions (mm)	Weight (g)
400 MHz	420-750 MHz	300 × 335 × 335	1700
700 MHz	700-850 MHz	230 × 220 × 220	800
800 MHz	800-950 MHz	230 × 220 × 220	800
900 MHz	900-1050 MHz	230 × 220 × 220	800

## General Antenna Characteristics:

Gain	Up to 6 dBi
Polarization	Circular
Input impedance	50 Ω
VSWR (Voltage Standing Wave Ratio)	Less than 1.5



# Quadrifilar Antenna NR17

The Quadrifilar antenna NR17 (QHA) with circular polarization (RHCP) operates in the 165–280 MHz range.

Thanks to its geometry, the antenna provides an almost spherical radiation pattern with an emphasis on the upper hemisphere, making it an ideal choice for electronic warfare (EW) systems targeting aerial objects.

Parameter	Value
Nominal frequency range	160–290 MHz
Operating range (VSWR <2)	165–280 MHz
SWR	< 1.5
Polarization type	Circular (RHCP)
Impedance	50 $\Omega$
Gain	3.2 – 6.5 dBi
Radiation pattern	Quasi-spherical
Maximum input power	120 W
Connector type	N-type (female)
Material	Aluminum, PE
Temperature range	-40 °C ... +80 °C
Weight	~5 kg
Dimensions	Ø 630 mm, height 450 mm




# Antenna Kumex

The Kumex antenna is a wideband directional antenna with horizontal linear polarization. The Kumex antenna is optimized to operate in the 2100–2700 MHz frequency range. Thanks to its properties—compact size, wide operating bandwidth, and high structural reliability—the antenna is ideally suited for mobile and stationary electronic warfare (EW) systems.

Parameter	Value
Nominal frequency range	2100–2700 MHz
Operating band (SWR < 2)	1800–3000 MHz
SWR	< 1.5
Polarization type	Linear – horizontal
Impedance	50 $\Omega$
Gain	Up to 8 dBi
Radiation pattern	Sectoral (260°)
Connector	SMA female
Element materials	Aluminum, copper, ABS
Temperature range	-40 °C to +80 °C
Weight	200 g
Dimensions	Width 150 × 150 mm, height 92 mm

The Kumex antenna is designed for use in special-purpose radio-electronic devices (electronic warfare, EW) to create radio interference and suppress communication, control, and data transmission signals in the 2100–2700 MHz frequency range.



# Directional antenna “Harpina” 2.4 GHz

The Harpina 2.4 GHz antenna by BlueBird Tech is a directional antenna with circular polarization, designed to operate in the 2.4 GHz (2400 MHz) frequency range. The antenna is available in left-hand and right-hand polarization versions, allowing users to choose the optimal configuration for specific tasks.


Parameter	Value
Nominal frequency range	2400 MHz
Operating band (SWR < 2)	2000–2800 MHz
SWR	< 1.8
Polarization type	Circular (left-hand or right-hand)
Impedance	50 $\Omega$
Gain	Up to 10.8 dBi
Radiation pattern	Single lobe along the axis; main lobe width at -3 dB (HPBW) – 55°
Connector	SMA female
Element materials	Reflector: aluminum; copper, ABS, plastic
Temperature range	-40 °C to +80 °C
Weight	250 g
Dimensions	Width 150 mm, height 153 mm



# Directional antenna “Harpina” 5.8 GHz

The Harpina 5.8 GHz antenna by BlueBird Tech is a directional antenna with circular polarization, optimized to operate in the 5.8 GHz (5800 MHz) frequency range. Its high directivity and compact design ensure effective radiation pattern formation for targeted impact on objects.

Parameter	Value
Nominal frequency range	5800 MHz
Operating Band (SWR < 2)	4900–6100 MHz
SWR	< 1.8
Polarization type	Circular (left-hand or right-hand)
Impedance	50 $\Omega$
Gain	Up to 10.8 dBi
Radiation pattern	Single lobe along the axis; main lobe width at -3 dB (HPBW) – 55°
Connector	SMA female
Element materials	Reflector: aluminum; copper, ABS, plastic
Temperature range	-40 °C to +80 °C
Weight	80 g
Dimensions	Width 120 mm, height 88 mm



# PCB VeeDip 1.2 GHz antenna

The PCB VeeDip 1.2 GHz antenna is a flat V-shaped dipole antenna designed to operate in the 1150–1300 MHz frequency range. Thanks to its compact PCB-based design, the antenna is lightweight, easy to install, and provides high parameter stability within the specified range.

Parameter	Value
Nominal frequency range	1150–1300 MHz
VSWR	< 1.4
Polarization type	Linear
Impedance	50 $\Omega$
Gain	1.2–1.7 dBi
Radiation pattern	<b>Horizontal plane:</b> omnidirectional <b>Vertical plane:</b> bipolar (“figure-eight”) with maximum at 90° to dipole axis
Connector type	SMA male
Material	FR4, coaxial cable RG402
Temperature range	-40 °C ... +80 °C
Weight	11 g
Dimensions	Width 90 mm, height 140 mm



# FAT Dipole Antenna 1.2 GHz

Omnidirectional wideband antenna. The frequency range is from 1000 to 1700 MHz.

Parameter	Value
Nominal frequency	1200 MHz
Operating band (SWR < 2)	1000–1700 MHz
SWR	< 2.0
Polarization type	Linear
Impedance	50 $\Omega$
Gain	2–2.7 dBi
Radiation pattern	Dipole, 2-lobed; HPBW ( $-3$ dB) $\approx 82^\circ$ , maximum $\perp$ to antenna axis
Connector	SMA male
Element material	PCB
Operating temperature range	$-40 \dots +85$ $^\circ\text{C}$
Weight	12 g
Dimensions	Width 115 mm, height 58 mm



# Helix Antenna 5.8 GHz

The Helix Antenna for 5.8 GHz is a high-performance antenna designed to provide reliable communication and data transmission at the 5.8 GHz frequency. This antenna is ideally suited for professional applications requiring stable, high-quality data transmission over long distances.

<b>VSWR</b>	< 1.3 in the 4–6 GHz range
<b>Antenna impedance</b>	42 – j50 $\Omega$ to 55 + j120 $\Omega$ (in the 4–6 GHz range)
<b>Main screen size</b>	50 mm
<b>Beamwidth</b>	44°
<b>Calculated gain</b>	15 dBi
<b>Actual gain</b>	13–14 dBi (depending on operating environment)



# HELIX Lite 5.8/12 Antenna by BlueBird Tech

It combines engineering simplicity, minimal load on the carrier, and precise technical specifications required for professional long-range systems.

Parameter	Value
Nominal frequency range	5800 MHz
Operating Band (SWR < 2)	4900–6100 MHz
SWR	< 1.5
Polarization type	Circular (right-hand)
Impedance	50 $\Omega$
Gain	Up to 14 dBi
Radiation pattern	Single lobe along the axis; main lobe width at -3 dB (HPBW) — 35°
Connector	SMA female
Element materials	PETG, copper
Temperature range	-40 °C ... +70 °C
Weight	45 g
Dimensions	Width 55 mm, height 164 mm



# HELIX Lite 5.8/15 – lightweight high-frequency antenna

It is an ideal solution for professional long-range systems, drones, ground repeaters, and tactical radio complexes.

Parameter	Value
Nominal frequency range	5800 MHz
Operating band (SWR < 2)	4900–6100 MHz
SWR	< 1.5
Polarization type	Circular (right-hand)
Impedance	50 $\Omega$
Gain	Up to 15 dBi
Radiation pattern	Single lobe along the axis; main lobe width at -3 dB (HPBW) — 30°
Connector	SMA female
Element materials	PETG, copper
Temperature range	-40 °C ... +70 °C
Weight	53 g
Dimensions	Width 55 mm, height 201 mm



# HELIX Lite 5.8/18 antenna by BlueBird Tech

An ultra-light, high-precision helical antenna specifically designed for applications where weight is critical and maximum radio channel stability is required.


Parameter	Value
Nominal frequency range	5800 MHz
Operating band (SWR < 2)	4900–6100 MHz
SWR	< 1.5
Polarization type	Circular (right-hand)
Impedance	50 $\Omega$
Gain	Up to 16 dBi
Radiation pattern	Single lobe along the axis; main lobe width at -3 dB (HPBW) – 27°
Connector	SMA female
Element materials	PETG, copper
Temperature range	-40 °C ... +70 °C
Weight	60 g
Dimensions	Width 55 mm, height 240 mm



# Yagi-Uda antenna Lite 750 by BlueBird Tech

The UYA Lite 750 by BlueBird Tech is an ultra-light, high-efficiency directional Yagi-Uda antenna. It is designed to operate in the 720–840 MHz frequency range and is optimized for a center frequency of 750 MHz. The main advantage of the Lite version is its minimal weight while maintaining high mechanical rigidity.

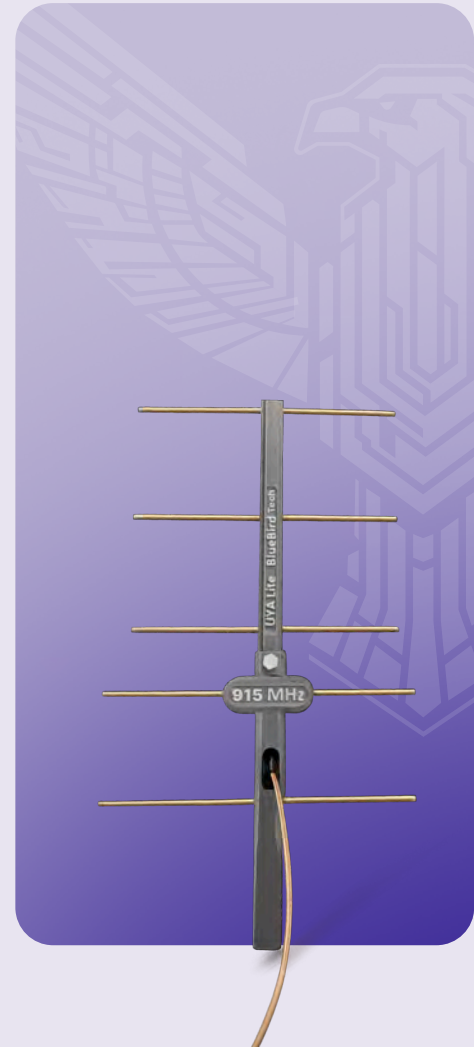
Parameter	Value
Nominal frequency range	750 MHz
Operating band (SWR < 2)	≈ 720–840 MHz
SWR	< 1.7
Polarization type	Linear
Impedance	50 Ω
Gain	Up to 9 dBi
Radiation pattern	Directional (Yagi-Uda)
Main lobe width (-3 dB)	≈ 60–85°
Connector	SMA male, RG316 (length optional)
Element materials	PETG, brass
Operating temperature range	-40 °C to +70 °C
Weight	≈ 75 g
Dimensions	280 × 160 × 15 mm



# UYA Lite 915 Antenna by BlueBird Tech

The UYA Lite 915 by BlueBird Tech is an ultra-light, high-efficiency directional Yagi-Uda antenna. It is designed to operate in the 870–1000 MHz frequency range and is optimized for a center frequency of 915 MHz. The main advantage of the Lite version is its minimal weight while maintaining high mechanical rigidity.

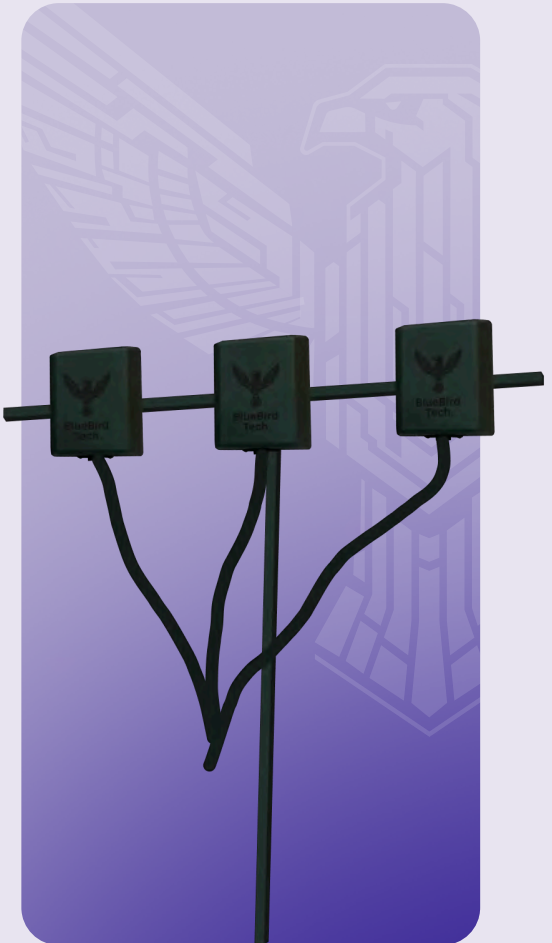
Parameter	Value
Nominal frequency range	915 MHz
Operating band (SWR < 2)	≈ 870–1000 MHz
SWR	< 1.7
Polarization type	Linear
Impedance	50 Ω
Gain	Up to 9 dBi
Radiation pattern	Directional (Yagi-Uda)
Main lobe width (-3 dB)	≈ 60–85°
Connector	SMA male, RG316 (length optional)
Element materials	PETG, brass
Operating temperature range	-40 °C to +70 °C
Weight	≈ 85 g
Dimensions	308 × 195 × 15 mm



# Sector antenna

This antenna provides a directional signal within a specific sector, which is useful for jamming or countering drones. Such antennas are often used in electronic warfare (EW) systems to counter FPV drones, offering protection against drones approaching from various directions and defending against payload drops.

Parameter	Value
Frequency	2400 MHz / 5200 MHz / 5800 MHz
Frequency range	2360–2500 MHz / 5150–5300 MHz / 5725–5850 MHz
Polarization	Linear
Gain	Up to 14 dB
Horizontal beamwidth	16°
Vertical beamwidth	16°
Impedance	50 Ω
VSWR	< 1,5
Input power	50 W
Material	ABS / aluminum
Connector type	N Female
Dimensions	205 × 180 × 45 mm
Weight	380 g
Operating temperature	-45 ... +60 °C



# Omnidirectional antenna for EW

This is an omnidirectional antenna for electronic warfare (EW) with a frequency range of 350–450 MHz, 510–600 MHz, 590–700 MHz, 700–820 MHz, 800–920 MHz, and 900–1050 MHz, and a maximum power of 60 W. It features vertical polarization, a gain of 1–3 dBi, and a VSWR of no more than 1.5. The impedance is 50  $\Omega$ , and the connector type is N-type male.

Currently, antennas are available in the following ranges:  
350–450 MHz, 510–600 MHz, 590–700 MHz, 700–820 MHz, 800–920 MHz,  
and 900–1050 MHz.

Parameter	Value
Maximum power	60 W
Antenna type	Omnidirectional
Polarization	Vertical
Gain	1–3 dBi
VSWR	$\leq 1.5$
Impedance	50 $\Omega$
Connector type	N-type male
Diameter	Up to 25 mm
Length	Up to 55 cm
Operating temperature	-25 °C ... +55 °C
Dust and moisture protection	IP65



# Patch antenna 1080–1480 MHz with a gain of 9.5 dBi

A patch antenna operating in the 1080–1480 MHz range with a gain of 9.5 dBi, designed for transmitting and receiving radio signals.

<b>Frequency range</b>	1080–1480 MHz
<b>Gain</b>	9.5 dBi
<b>Connector type</b>	SMA Male
<b>Polarization</b>	Linear
<b>VSWR</b>	$\leq 1.5$
<b>Dimensions</b>	220 × 220 × 60 mm
<b>Maximum power</b>	Up to 50 W
<b>Horizontal beamwidth</b>	38°
<b>Vertical beamwidth</b>	38°
<b>Body material</b>	ABS plastic
<b>Weight</b>	550 g



# Patch antenna 5500–6000 MHz with a gain of 9.5 dBi

A patch antenna operating at 5.8 GHz with right-hand circular polarization (RHCP) and a gain of 9.5 dBi is a high-efficiency device designed to ensure reliable wireless communication.

<b>Antenna type</b>	Patch Antenna 5.8 GHz 9.5 dBi
<b>Gain</b>	9.5 dBi
<b>Operating frequency range</b>	5500–6000 MHz
<b>Connector type</b>	SMA Male
<b>Polarization</b>	RHCP (Right-Hand Circular)
<b>Dimensions</b>	210 × 130 × 45 mm
<b>VSWR</b>	≤ 1.5
<b>Maximum power</b>	Up to 50 W
<b>Horizontal beamwidth</b>	40°
<b>Vertical beamwidth</b>	40°
<b>Body material</b>	ABS plastic
<b>Weight</b>	350 g



# Repeater “Vishchun-P”

Next-generation drone repeater designed to provide stable video and telemetry communication over distances of up to 25 km.

Parameter	Value
<b>Repeater specifications:</b>	
<b>Receiver (VRX)</b>	Skyzone SteadyView X 5.8G
<b>Video Transmitter (VTX)</b>	Readytosky 1.2G 800 mW
<b>Telemetry</b>	TBS 915 MHz
<b>Antennas</b>	<ul style="list-style-type: none"><li>• Helix 5.8 GHz, 15 dBi (15 turns);</li><li>• Maple Wireless 5.8 GHz, 11 dBi;</li><li>• Maple Wireless Moxon 915 MHz, 5.15 dB</li></ul>



# Repeater for DJI Mavic “Vishchun-M”

Signal reception from the drone	
VRX	5.8GHz SKYZONE Steadyview X 5G (4.990–5.945GHz)
Antenna VRX1	5.8GHz TrueRC X2-AIR 5.8 MK II (RHCP, RP-SMA)
Antenna VRX2	5.8GHz Maple Wireless 11 dBi KIT-L
Receiver sensitivity	-98 dBm ± 1 dBm
Video switching	Built-in by default
TX**	ERLS / TBS / Lora – not included
Transmission to the operator	
VTX	SKYZONE 1.2
VTX antenna	TrueRC Singularity 1280 V2 (RHCP Bottom90), 1.9 dBi
RX	TBS Crossfire Nano
RX antenna	TBS Crossfire Nano Immortal T V2
Transmission/reception range	Up to 15 km (tested in combat conditions)
Power supply	
DC in	From a modified Mavic battery
Operating time	
From the Mavic battery	Confirmed operation up to 20 minutes
Weight	255 g (without TX)



# Drone repeater “Promin-13”

“Promin-13” by BlueBird Tech is a new generation drone repeater designed to provide stable video and telemetry communication at distances of up to 25 km.

## Drone technical specifications

<b>Motors</b>	4008 330KV
<b>Flight controller</b>	SpeedyBee F405 V3
<b>Electronic speed controller (ESC)</b>	SpeedyBee 60A
<b>Video Transmitter (VTX)</b>	RUSH SOLO TANK
<b>Telemetry</b>	ELRS HappyModels 915 MHz
<b>Battery</b>	7S4P - 1 шт., 20000 mAh

## Repeater specifications

<b>Receiver (VRX)</b>	Skyzone SteadyView X 5.8G
<b>Video Transmitter (VTX)</b>	Readytosky 1.2G 1000 mW
<b>Telemetry</b>	TBS 915 MHz
<b>Antennas</b>	<ul style="list-style-type: none"><li>• Helix 5.8 GHz, 15 dBi (15 turns)</li><li>• Maple Wireless 5.8 GHz, 11 dBi</li><li>• Maple Wireless Moxon 915 MHz, 5.15 dBi</li></ul>



# Repeater “Promin-10” by BlueBird Tech

Drone specifications	
<b>Motors</b>	3115 900KV
<b>Flight controller</b>	Speedy Bee F405 V3
<b>Electronic speed controller (ESC)</b>	Foxeer 65A
<b>Video Transmitter (VTX)</b>	Rush Max Solo (2.5 Br)
<b>Telemetry</b>	ELRS HappyModels 915 MHz
<b>Battery</b>	6S3P, 15000 mAh

Repeater specifications	
<b>Receiver (VRX)</b>	Skyzone SteadyView X 5.8G
<b>Video Transmitter (VTX)</b>	Readytosky 1.2G 1000 mW
<b>Telemetry</b>	TBS 915 MHz
<b>Antennas</b>	<ul style="list-style-type: none"><li>• Helix 5.8 GHz, 17 dBi (21 turns)</li><li>• Helix 5.8 GHz, 14 dBi (16 turns)</li><li>• Mini Yagi 915 MHz, 9 dBi (or alternative frequency of choice)</li></ul>



# “Bebradrone” UAV

It is used to strike slow-moving targets or concentrations of infantry at distances of up to 40+ km, with a warhead weighing up to 9 kg.

<b>Cruising speed</b>	95 km/h
<b>Maximum speed</b>	150 km/h
<b>Flight duration</b>	Up to 60 minutes
<b>Guidance</b>	Not available
<b>Camera type</b>	Twilight camera
<b>Payload weight</b>	Up to 9 kg
<b>Tactical operating radius</b>	45 km
<b>Launch type</b>	Pneumatic catapult
<b>Video</b>	Analog 5.8 GHz (optional 3.3, 1.2, or 7 GHz)
<b>Battery</b>	6S7p Samsung 50S



# Catapult for the “Bebradrone” UAV

A pneumatic catapult from BlueBird Tech, specially designed for our UAV — “Bebradrone.” The catapult is compact and easy to use, fits in a pickup truck when folded, and is smaller in size than the UAV itself.

<b>Weight</b>	About 24 kg
<b>Length</b>	150 cm
<b>Width</b>	31 cm
<b>Height</b>	13 cm
<b>Material</b>	Steel, 3 mm thickness
<b>Maximum operating pressure</b>	10 atm
<b>Maximum aircraft launch weight</b>	Up to 20 kg
<b>Inflation time to 4 atm</b>	2 minutes
<b>Inflation time to 6 atm</b>	3 minutes 10 seconds
<b>Inflation time to 8 atm</b>	4 minutes 40 seconds



# FPV drone Horror 15" / Horror 13"

The UAVs Horror 15" / Horror 13" from BlueBird Tech are lightweight and maneuverable FPV kamikaze drones equipped with low-light analog cameras, designed to engage personnel, bunkers, vehicles, motorcycles, and light armored equipment. The flight controller firmware is configured for flights with payloads, ensuring that the drones remain controllable even in adverse weather conditions.

Parameter	Horror 15"	Horror 13"
Cruise speed	70 km/h	
Maximum speed	120 km/h	
Flight duration with payload	15 min	
Guidance	None	
Camera type	Analog, low-light	
Payload weight	5,200 g	3,200 g
Size	15"	13"
Tactical range	25 km	
Launch type	Ground launch	
Motor type	Brushless	
Battery	8S4p	8S3p



# FPV drone Horror 10" / Horror 8" / Horror 7"

The Horror 10" / Horror 8" / Horror 7" UAVs from BlueBird Tech are lightweight and maneuverable FPV kamikaze drones equipped with low-light analog cameras, designed to engage personnel, bunkers, vehicles, motorcycles, and light armored equipment. The flight controller firmware is configured for flights with payloads, allowing the drones to remain controllable even in adverse weather conditions.

Parameter	Horror 10"	Horror 8"	Horror 7"
Cruising speed	70 km/h	60 km/h	60 km/h
Maximum speed	120 km/h		
Flight duration with payload	20 min	15 min	15 min
Guidance	None		
Camera Type	Analog, low-light		
Payload Weight	3000 g	1800 g	1500 g
Size	10"	8"	7"
Tactical range	25 km	15 km	15 km
Launch type	From the ground		
Motor type	Brushless		
Battery	6s3p	6s2p	



## Vehicle-Mounted

# Modular EW “Hrets XL”

A powerful tool against FPV drones thanks to its modular design, which allows the installation of required modules.

### List of possible modules for installation

(Minimum 2; maximum 10 of your choice):

- 170–225 MHz
- 225–300 MHz
- 300–400 MHz
- 400–500 MHz
- 500–600 MHz
- 600–700 MHz
- 700–800 MHz
- 800–900 MHz
- 900–1050 MHz
- 2080–2270 MHz
- 2230–2420 MHz
- 2380–2570 MHz
- 2530–2720 MHz

<b>Frequency range</b>	Optional 170–1050 MHz, 2080–2720 MHz
<b>Module power</b>	50–60 W
<b>Power supply</b>	Autonomous 12–36 V + 220 V
<b>Mounting</b>	4 bolts, transport bracket
<b>Cooling</b>	Active cooling for stable operation
<b>Body</b>	Combined — aluminum + galvanized steel
<b>Drone neutralization range</b>	Height — from 50 meters
<b>Power consumption per module</b>	Up to 130 W
<b>Protection class</b>	IP55
<b>Control</b>	Control panel with indication of individual module operation



# Ukrainian-made EW module

The Ukrainian electronic warfare (EW) module from BlueBird Tech is designed to meet modern requirements for reliability, efficiency, and stable operation under combat conditions. Special attention is given to load control: at a VSWR of 1:3, the module maintains full output power, while at 1:6, it automatically reduces power to protect its components.

Currently, the available modules are developed in the following frequency ranges:

- 170–220 MHz
- 220–300 MHz
- 300–400 MHz
- 400–500 MHz
- 500–600 MHz
- 600–700 MHz
- 700–850 MHz
- 850–950 MHz

Parameter	Характеристики
Output power	$\geq 50$ W (up to 60 W in some versions)
High VSWR protection	Automatic power reduction at VSWR > 1:6
Generator type	Proprietary design with uniform spectral density
Parameter control	Professional testing equipment
Repair capability	Full on-site repair without loss of compatibility
Connections	All mechanical connections are fixed
Configuration	Customized for each module
Working band offset	Minor adjustments possible (within technical tolerances)



# Electronic warfare anti-drop “Hrets 4MC”

The “Hrets 4MC” Anti-Drop is a powerful countermeasure against Mavic-type drones, operating in the 2.4–5.8 GHz range. The device is equipped with four 50 W modules, providing effective suppression of control signals. It can operate both from a 220 V mains supply and from autonomous 20–36 V power sources. The system also features four neodymium magnets for mounting on a vehicle body. Thanks to active cooling, it maintains stable operation even under high loads.

<b>Frequency range</b>	Dual: 2360–2500 MHz and 5725–5850 MHz
<b>Power supply</b>	220 V mains / autonomous 20–36 V source
<b>Number of antennas</b>	4 (Helix type) under protective dome
<b>Module power</b>	50 W each (4 modules)
<b>Cooling</b>	Active cooling for stable operation
<b>Drone neutralization</b>	<b>Height:</b> up to 250 m <b>Distance:</b> from 130 m at 50 m height <b>Distance:</b> from 180 m at 100 m height
<b>Control</b>	Activated by the button on the 5 m extension
<b>Total power</b>	Up to 200 W
<b>Power consumption</b>	Up to 700 W
<b>Mounting</b>	4 neodymium magnets for vehicle body attachment
<b>Weight (without battery)</b>	<12 kg



# Signal suppressor “Hrets 4G”

It combines engineering simplicity, minimal load on the carrier, and precise technical specifications required for professional long-range systems.

Parameter	Value	
Type	Multi-channel jammer	
Frequency range	850–965, 1805–1990, 2110–2180, 2360–2505, 2570–2690 MHz	
Module power	30–50 W	
Power supply	220 V	
Cooling	Active cooling for stable operation	
Body	Combined: aluminum + galvanized steel + ABS	
Signal neutralization	Indoor	Outdoor
	Radius 10–40 m	Width from 5 m, Range from 15 m
Dimensions	For indoor	For outdoor
	600 × 450 × 250 mm	615 × 750 × 250 mm
Power consumption per module	Up to 130 W	
Protection level	IP44 – IP45	



# EW “Hrets 6M”

<b>Frequency range</b>	×2   700–1050 MHz
<b>Power supply</b>	220 V
<b>Number of antennas</b>	3×2 pcs (mounted on bracket at 45° angle)
<b>Antenna mounting bracket</b>	1 pc (for vehicle or mast)
<b>Connection cables per band</b>	6 pcs × 2 m
<b>Enclosure dimensions</b>	475 × 325 × 126 mm
<b>Total output power</b>	Up to 300 W
<b>Power consumption</b>	Up to 900 W
<b>Effective operating range</b>	70 m to 400 m (assuming operator is within 2 km of enemy pilot and FPV drone frequency)
<b>EW package weight (without battery)</b>	10 kg

We consider orders based on the client's technical specifications (other modules, designs, etc.).



Trench/Vehicle-Mounted

## EW “Hrets 5ML”

<b>Frequency range</b>	350–700 MHz
<b>Power supply</b>	220 V (optional additional 28 V)
<b>Number of antennas</b>	5 pcs (2 quadrifilar + 3 collinear)
<b>Antenna mounts</b>	2 pcs (for vehicle or mast)
<b>Connection cables per band</b>	5 pcs × 2 m
<b>Enclosure dimensions</b>	380 × 330 × 180 mm
<b>Total output power</b>	Up to 250 W
<b>Power consumption</b>	Up to 750 W
<b>Effective operating range</b>	Up to 400 m depending on distance to the enemy pilot and FPV drone frequency
<b>Weight of EW system (without battery)</b>	12 kg

⊕ Remote control for turning the device on and off.

Custom orders can be fulfilled according to technical specifications (other modules, configurations, etc.).

Operates from 220 V (with sector antennas).



Trench/Vehicle-Mounted

## EW “Hrets 5UL”

<b>Type</b>	Hrets 5UL
<b>Frequency range</b>	Optional: 170–600 MHz
<b>Module power</b>	50 W
<b>Power supply</b>	220 V, additional autonomous 28 V source
<b>Mounting</b>	Vehicle mounting bracket
<b>Cooling</b>	Active cooling for stable operation
<b>Body</b>	Silumin
<b>Drone neutralization range</b>	From 70 m
<b>Power consumption</b>	Up to 700 W
<b>Protection class</b>	IP55
<b>Control</b>	5 illuminated power buttons for each frequency band

We consider orders based on the client's technical specifications (other modules, designs, etc.).



Trench/Vehicle-Mounted

## EW “Hrets 5MCO”

<b>Frequency range</b>	2.4 GHz (2 pcs), 5.2 GHz (1 pc), 5.8 GHz (2 pcs)
<b>Power supply</b>	220 V (optional 28 V)
<b>Number of antennas</b>	5 pcs (sector-type)
<b>Connection cables for each band</b>	5 pcs × 3 m
<b>Enclosure dimensions</b>	350 × 230 × 140 mm
<b>Total output power</b>	Up to 250 W
<b>Power consumption</b>	Up to 700 W
<b>Effective operating range</b>	From 70 m, depending on the distance to the enemy pilot, MAVIC drone frequencies, and other factors
<b>Weight of EW system (without battery)</b>	12 kg

+ Remote control for turning the device on/off.

There is a possibility to fulfill custom orders according to technical specifications (other modules, configurations, etc.).

Operates from 220 V (with sector antennas).



Trench/Vehicle-Mounted

# EW “Hrets 4MC”



NATO CODIFICATION

<b>Frequency range</b>	Dual band: 2360–2500 MHz and 5725–5850 MHz
<b>Power supply</b>	220 V AC (or optional 28 V DC)
<b>Number of antennas</b>	4 pcs (sector-type)
<b>Antenna mounts</b>	4 pcs
<b>Enclosure dimensions</b>	380 × 330 × 150 mm
<b>Total output power</b>	Up to 200 W
<b>Power consumption</b>	Up to 600 W
<b>Effective operating range</b>	Depends on the distance to the enemy pilot and the FPV drone frequency — from 70 m
<b>Weight of EW system (without battery)</b>	12 kg

+ Remote control for turning the device on/off.

There is a possibility to fulfill custom orders according to technical specifications (other modules, configurations, etc.).

Operates from 220 V (with sector antennas).



Trench/Vehicle-Mounted

## EW “Hrets 4MCO”

<b>Frequency range</b>	470–530 MHz, 700–1050 MHz
<b>Power supply</b>	220 V (optional 28 V)
<b>Number of antennas</b>	4 pcs
<b>Antenna mounting brackets</b>	For vehicle or mast mounting
<b>Connection cables for each band</b>	4 pcs × 2 m
<b>Enclosure dimensions</b>	380 × 330 × 150 mm
<b>Total output power</b>	Up to 200 W
<b>Power consumption</b>	Up to 600 W
<b>Effective operating range</b>	Depends on the distance to the enemy pilot and the FPV drone frequency — from 70 to 400 m
<b>Weight of EW System (without battery)</b>	12 kg

- + Additional springs for collinear antennas (3 pcs)
- + Remote control for turning the device on/off
- + Additional quadrifilar-type antennas (3 pcs)



Trench/Vehicle-Mounted

## EW “Hrets 4M”

<b>Frequency range</b>	470–530 MHz, 700–1050 MHz
<b>Power supply</b>	220 V (optional 28 V)
<b>Number of antennas</b>	4 pcs
<b>Antenna mounting brackets</b>	For vehicle or mast mounting
<b>Connection cables for each band</b>	4 pcs × 2 m
<b>Enclosure dimensions</b>	380 × 330 × 150 mm
<b>Total output power</b>	Up to 200 W
<b>Power consumption</b>	Up to 600 W
<b>Effective operating range</b>	Depends on the distance to the enemy pilot and the FPV drone frequency — from 70 to 400 m
<b>Weight of EW System (without battery)</b>	12 kg

- + Additional springs for collinear antennas (3 pcs)
- + Remote control for turning the device on/off
- + Additional quadrifilar-type antennas (3 pcs)



Trench/Vehicle-Mounted

## “Hrets 4MO”

<b>Frequency range</b>	470–530 MHz, 700–1050 MHz
<b>Power supply</b>	220 V (optional 28 V)
<b>Number of antennas</b>	4 pcs
<b>Antenna mounting brackets</b>	For vehicle or mast mounting
<b>Connection cables for each band</b>	4 pcs × 2 m
<b>Enclosure dimensions</b>	380 × 330 × 150 mm
<b>Total output power</b>	Up to 200 W
<b>Power consumption</b>	Up to 600 W
<b>Effective operating range</b>	Depends on the distance to the enemy pilot and the FPV drone frequency — from 70 to 400 m
<b>Weight of EW System (without battery)</b>	12 kg

- + Additional springs for collinear antennas (3 pcs)
- + Remote control for turning the device on/off
- + Additional quadrifilar-type antennas (3 pcs)



Trench/Vehicle-Mounted

## EW “Hrets 3M”

<b>Frequency range</b>	700–1050 MHz
<b>Power supply</b>	From 220 V (optional 28 V)
<b>Number of antennas</b>	3 pcs
<b>Antenna mounting</b>	On a vehicle or on a mounting frame
<b>Connection cables for each frequency band</b>	3 pcs × 2 m
<b>Enclosure dimensions</b>	350 × 230 × 140 mm
<b>Total output power</b>	Up to 150 W
<b>Power consumption</b>	Up to 500 W
<b>Effective operating range</b>	Depends on the distance to the enemy pilot and the FPV drone frequency — from 70 to 400 m
<b>Weight (without battery)</b>	6 kg

- + Additional springs for collinear antennas (3 pcs)
- + Remote control for turning the device on/off
- + Additional quadrifilar-type antennas (3 pcs)



Trench/Vehicle-Mounted

## EW “Hrets 3MCO”

<b>Frequency range</b>	2360–2500 MHz, 2725–2850 MHz, 5725–5850 MHz
<b>Power supply</b>	220 V (optionally 28 V)
<b>Number of antennas</b>	3 pcs (sector type)
<b>Antenna mounts</b>	3 pcs
<b>Connection cables per range</b>	3 pcs, 3 m each
<b>Enclosure dimensions</b>	380 × 330 × 150 mm
<b>Total output power</b>	Up to 150 W
<b>Power consumption</b>	Up to 500 W
<b>Effective operating distance</b>	From 70 m (depends on the distance to the enemy MAVIC operator)
<b>Weight (without battery)</b>	6 kg

⊕ Remote control for turning the device on/off.

There is a possibility of fulfilling custom orders according to technical specifications (other modules, configurations, etc.).

Operates from 220V (with sector antennas).



# Dome EW backpack “AntiSkid”

<b>Jamming frequency ranges</b>	2.4 GHz / 5.8 GHz
<b>Type of interference emission</b>	Directional broadband signal
<b>Minimum effective jamming height</b>	250 m
<b>Effective coverage radius</b>	~50 m at 50 m target height ~100 m at 100 m target height
<b>Emission power</b>	Total: 450–500 W
<b>Battery</b>	Li-ion 6S4P (22.2 V / ~15–20 Ah)
<b>Autonomy</b>	Up to 50 minutes (fully charged)
<b>Maximum battery voltage</b>	25.2 V
<b>Critical low voltage</b>	16.0 V (further discharge may damage the battery)
<b>Control interface</b>	Remote control with button and on-screen wattmeter
<b>Weight (assembled)</b>	~8–9 kg depending on configuration



# Power supply device for EW “Genera-28” 28V

<b>Battery capacity</b>	1200 Wh (105 Ah, BMS 100 A)
<b>Maximum power</b>	700 W
<b>Battery type</b>	LiFePO4
<b>Cycle life</b>	3500 cycles (at +25 °C)
<b>Output voltage</b>	28 V
<b>Body</b>	Metal
<b>Charger</b>	Built-in, 40 A
<b>Protection</b>	Overcharge / overdischarge protection
<b>Outputs</b>	1 × car cigarette lighter socket, 2 × USB (QC 3.0) - Type-A, Type-C 220V, 2 × Type-A, Type-A
<b>Output connectors</b>	XT60 × 1
<b>Charging time from 220 V</b>	2.5–3 hours
<b>Dimensions</b>	360 × 170 × 255 mm
<b>Weight</b>	15 kg



## “Genera 1200” charging station


<b>Battery capacity</b>	1344 Wh (4 × 105 Ah)
<b>Outputs</b>	220 V AC
<b>Output voltage</b>	220 V
<b>Pure sine wave</b>	The correct waveform
<b>Maximum Power</b>	700 W (peak 1000 W)
<b>Display</b>	3.2-inch LCD, impact-resistant glass
<b>Battery type</b>	LiFePO4
<b>Cycle life</b>	3500 cycles (at +25 °C)
<b>BMS</b>	200 A (Battery Management System)
<b>Metal case</b>	Yes
<b>Charger</b>	60 A
<b>Protection</b>	Overcharge and deep discharge protection
<b>Cigarette lighter output</b>	12 V (max. 10 A)
<b>USB ports</b>	2 × (Type-A, Type-QC)
<b>USB ports</b>	2 × (Type-A, Type-A)
<b>XT60 input connector</b>	For solar charging (max. 6 A, 40-450 V)
<b>Built-in MPPT Controller</b>	60 A (40-450 V)
<b>Built-in fuse</b>	Yes
<b>Charging time from 220 V</b>	3-4 hours
<b>Operating Temperature</b>	-20 °C to +45 °C



# UAV control complex “Vishchun-K1”

“Vishchun-K1” is an FPV drone control system for deploying a full ground communication node on a position, which includes the ‘Vishchun-HC1,’ ‘Vishchun-5.8,’ and a telescopic mast.

Package contents
Ground station “Vishchun-HC1” — 1
Antenna 1.3GHz TrueRC 1280 V2 (RHCP Bottom) 1.9 dBi — 2
RHCP FOXEER Pagoda Pro 5.8GHz antennas, 3 dBi — 2
Remote module for TX — 1
Remote module for VRX — 1
Cable for VRX antenna module
Cable for external TX antennas
Video goggles connection cable
Power connection cable for goggles
ToolkitRC M6D charger with power supply — 1
Power batteries 6S2P — 3
Power batteries 18650 — 2
Micro SD flash drive - 1 (optional)
Ground wireless repeater “Vishchun-5.8” — 1
Mast (9 m) — 1
TBS Diamond 915MHz 2.88 dBi antenna — 1
Extension cable for battery — 1
Quick-mount bracket for mast (for $\varnothing 40$ mm pipe) — 5
JR TX (transmitter) TBS Crossfire — 1
Battery mount for mast — 1
Patch antenna RHCP 5.8GHz 17 dBi — 1
Helical antenna RHCP 5.8GHz 15 dBi — 1
Yagi antenna 915MHz 14 dBi — 1
Mini mast — 1



# Ground control station “Vishchun HC1”

(separately)

Video reception from the drone:	
VRX1	5.8 GHz SKYZONE Steadyview X 5G (4,990–5,945 GHz)
VRX1 antenna	RHCP FOXEER Pagoda Pro 5.8 GHz, 3 dBi
VRX2	1.2 GHz (1,080–1,360 GHz)
VRX2 antenna	1.3 GHz TrueRC 1280 V2 (RHCP Bottom), 1.9 dBi
Receiver sensitivity	–98 dBm ± 1 dBm
Reception of drone control (remote antenna modules):	
Remote module for TX**	JR ERLS / TBS / Lora with independent power supply
Remote module for VRX antenna	Connector for antenna and SMA Female cable
Cables for connecting remote antenna modules:	
TX module cable	15 m (XT30 – XT30)
VRX module cable	15 m (SMA Male – SMA Male)
Power supply for the ground station and remote antenna:	
Ground station	Two 6S2P batteries
Remote TX module	Two 18650 batteries
Operating time:	
Ground station	Up to 6 hours
Remote antenna module	Up to 6 hours
Pilot goggles connection	
Power	XT60 12V
Video	3.5 × 4-pin connector × 2
Cables for connecting the goggles:	
Power*	1–3 meters
Video*	1–3 meters
Monitor:	
Built-in in case	19"
DVR:	
Video recording	To a micro SD card, with playback capability



\* Length is selected at the request of the client

\*\* Optionally, TX ERLS/TBS/Lora can be added (not included)

# Wireless repeater “Vishchun” (separately)

Receiving video from the drone	
<b>VRX</b>	5.8GHz SKYZONE Steadyview X 5G (4,990–5,945GHz)
<b>Receiver sensitivity</b>	-98 dBm ± 1 dBm
<b>TX</b>	ERLS / TBS / Lora – not included (max 2 W)
<b>Antenna ports</b>	SMA Female
Wireless transmission to the operator	
<b>VTX</b>	Readytosky VTX 1.2G / 1.3G 800 mW, 9 channels
<b>VTX antenna</b>	TrueRC Singularity 1280 V2 (RHCP Bottom90), 1,9 dBi
<b>RX</b>	TBS Crossfire Nano
<b>RX antenna</b>	TBS Diamond 915 MHz, 2.88 dBi
<b>Distance from repeater to operator (pilot)</b>	Up to 1 km with line of sight
<b>Power supply</b>	6S2P battery
<b>Operating time</b>	Up to 8 hours from 6S2P battery

Package contents
Ground wireless repeater "Vishchun-5.8"
Antenna 1.3 GHz TrueRC 1280 V2 (RHCP Bottom), 1,9 dBi
Antenna TBS Diamond 915 MHz, 2.88 dBi
Battery cable extension
Quick-mount bracket for mast (for φ40 mm pipe)
JR TX (transmitter) TBS Crossfire



# EW control panel (220 V)

The control panel is designed for centralized power-on and monitoring of the EW system from a 220 V AC power source. It provides simple operation, visual monitoring of key parameters, and safe equipment usage.

Parameter	Value
<b>Purpose</b>	Control panel and power supply for EW system
<b>Power</b>	220 V AC, 50 Hz
<b>Number of control buttons</b>	1 power on/off button
<b>Control type</b>	Centralized, manual
<b>Operation indication</b>	Light indicator for status
<b>Parameter display type</b>	Built-in screen
<b>Voltmeter</b>	Yes
<b>Ammeter</b>	Yes
<b>Wattmeter</b>	Yes
<b>Displayed parameters</b>	Voltage, current, power consumption
<b>Power cable length</b>	4 m
<b>Operating mode</b>	Continuous
<b>Control intent</b>	Status monitoring and safe operation



# Telescopic aluminum mast

## Design advantages:

Compact length when collapsed

Quick deployment/retraction (in less than a few minutes)

Lightweight for easy transport

Fits easily in a pickup truck bed

## Materials and strength:

Frame material: aluminum tube, bottom tube size (63×3 mm)

Stable on uneven surfaces, with special holes for securing supports

Rated load: no more than 7 kg, easily adjustable in height

## Dimensions and Weight:

<b>Maximum extension</b>	9 m
<b>Collapsed size</b>	2.15 m
<b>Mast weight</b>	15 kg



# Unmanned ground vehicle “Bandura”

A simple and proven 4×4 all-wheel-drive ground platform, designed for reconnaissance, engineering support, or demonstration tasks. Reliable mechanics, high autonomy, and efficient control allow it to operate in conditions where other equipment may fail.

Parameter	Specification
Drive type	Independent 4×4 wheel drive
Control type	Remote, manual
Video transmission	Analog FPV (5.8 GHz, up to 2 km)
Control channel	915 MHz (ELRS, up to 3–5 km in open areas)
Autonomy	Up to 2 hours of operation
Movement speed	~8 km/h
Battery capacity	~2.7 kWh
Maximum load	Up to 200 kg on solid surfaces
Platform weight	~135 kg

## Application Areas:

- **Cargo transport:** ammunition, equipment, food (up to 150 kg)
- **Reconnaissance:** operations in frontline or rear areas
- **Engineering support and inspection:** inspecting suspicious objects and carrying out engineering tasks
- **Training and demonstrations:** for educational purposes and demonstrations in training centers



# Mine-laying drone “Bandura”

A simple and proven 4×4 all-wheel-drive ground platform designed to perform reconnaissance, engineering support, or demonstration tasks. Reliable mechanics, high autonomy, and efficient control allow it to operate in conditions where other equipment may fail.

Parameter	Specification
Drive type	Independent 4×4 wheel drive
Control type	Remote, manual
Video transmission	Analog FPV (5.8 GHz, up to 2 km)
Control channel	915 MHz (ELRS, up to 3–5 km in open terrain)
Autonomy	Up to 2 hours of operation
Movement speed	~6–7 km/h
Battery capacity	~2.7 kWh
Maximum load	Up to 150 kg on solid surfaces
Platform weight	~135 kg

## Areas of Application:

- **Territory mining** (autonomous or operator-controlled)
- **Cargo transportation:** ammunition, equipment, and supplies (up to 150 kg)
- **Reconnaissance** in frontline or rear areas
- **Engineering support** and inspection of suspicious objects
- **Training purposes** and demonstrations for training centers



# Box for military devices and equipment

Designed for transporting and storing devices/equipment and for other tasks.

Parameter	Value
Case material	Plywood 9–10 mm
Internal dimensions (sample)	600 × 600 × 300 mm
Handles	2 pcs, metal
Corner brackets (50 × 70 mm)	4 pcs, metal
Reinforced corner brackets	4 pcs (depth 50 mm, width 100 mm, height 35 mm)
Hinges	2 pcs
Locks	2 pcs, metal
Customization	Custom orders available, logo application possible
Purpose	Storage and transportation of military devices and equipment

**We provide customized solutions, therefore the technical specifications may vary.**



# 3D printing for military engineering: from idea to finished part

We manufacture parts for drones, electronic warfare (EW) systems, antennas, mounts, and other components—quickly, accurately, and reliably.



## 3D printing of plastic parts

PLA, PLA HT, PETG, ASA, TPU  
We manufacture bodies, mounts, and components for drones, EW systems, antennas, release systems, and other equipment. Additional finishing options—sanding, laminating, and painting—are available to enhance appearance and provide extra protection against moisture and dust.



## 3D model design

Formats: STL, STEP, 3MF

Creating models from scratch or adapting existing ones. No file? We'll prepare it! We assist with design and print preparation, working from technical specifications or even a hand-drawn sketch to produce an accurate 3D model tailored to your needs.



## Flexible components made from TPU

Perfectly suited for producing soft mounts, gaskets, seals, vibration damping elements, and other parts that require elasticity and wear resistance. Additional finishing: painting, impregnation, reinforcement — for enhanced durability, protection against wear, and resistance to harsh conditions.



## Prototyping and series production

From single prototypes to mass printing. Batches from 5 to 5,000 parts—fast and with guaranteed repeatability. We ensure precise quality control for each batch and optimize designs for testing and production, from sample prototypes to finished products.



## Printing with carbon fiber-reinforced nylon

For parts requiring enhanced strength, rigidity, and heat resistance. Used for manufacturing housings, mounts, and load-bearing components—especially for drones, electronic warfare systems, and other technical equipment.



## Repair and modification

Upgrading and improving existing parts. Restoration of broken 3D-printed components or modifying designs to meet your needs. Reinforcement, replacement of individual components, or a complete redesign is possible—taking real operating conditions into account.

# Repair of military equipment: drones, EW systems, repeaters

A certified service center with experience repairing both our products and third-party equipment.

## Available services:



### FPV drone repair

Diagnostics, replacement of motors, frames, circuit boards, and cables.



### Charging station repair

GENERA, Luetti, EcoFlow, and other brands — battery and port replacement.



### EW system repair

Restoration, diagnostics, and replacement of components and circuit boards.



### Repeater repair

Repair of antennas, communication modules, and control boards.



### Drone detector repair

Maintenance of sensors, antennas, and housings.





---

---

---

---

---

---

---

---

---

---

For any questions, contact our managers  
by phone or message us on Telegram.

**Oleksandr**

Manager

 +38 093 663 05 62  @sanekov\_BluebirdTech

**Anastasiia**

Manager

 +38 093 492 17 43  @Nastya\_Bluebird

**Anna**

Manager

 +38 093 268 36 09  @AnBlueBird

**Olena**

Manager

 +38 093 492 17 37  @OlenaB2B\_Bluebird



**BlueBird Tech.**



We are a team of inventors passionate about technology and military innovations. During the war, we took on a mission—to provide the front lines with effective military equipment and electronics.

If you have any questions,  
please contact our managers:



+38 073 864 04 07 (UA)



blue-bird.tech




office@blue-bird.tech



tiktok.com/@bluebird\_tech

For requests from outside Ukraine:

**export@blue-bird.tech**



One QR code provides access to all BlueBird Tech resources: the website, services, online catalogs, job openings, and contacts. Everything you need — in one place.